

# Zirkonzahn®

*Human Zirconium Technology*



**100% PRETTAU® ZIRCONIA - MADE BY CAD/CAM**

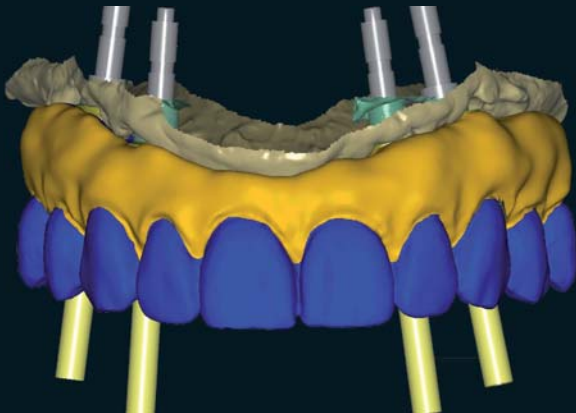
*“Perfection through perseverance“ Enrico Steger*

## *Occlusally screw-retained Prettau® Bridge*

*Restoration with and without titanium bases*

In this Prettau® Zirconia structure, the upper maxillary is glued onto titanium bases in order to ensure maximum safety and greater screw stability. Due to lack of space, the abutments of the lower maxillary, milled from Prettau® Zirconia blocks, are screwed directly onto the implants. Only the veneers and the gingival area are made using ICE Zirkon Ceramics.

Firstly, a wax up is made with resin teeth. The models are scanned via double scanning of the wax-up. The temporary structure is constructed on the PC and then milled from a resin block, tried in situ and scanned once again after polishing. This is followed by the uploading of the new situation to the PC. The permanent model is milled from a block of Prettau® Zirconia using the milling unit M5. The rough zirconia structure is then processed, coloured with the watercolour hues of the Colour Liquid Prettau® Aquarell series and then sintered. The restoration is completed with ceramic layering of the gingival area and of the front teeth, followed by colouring and glazing.



## *The Prettau® Bridge*

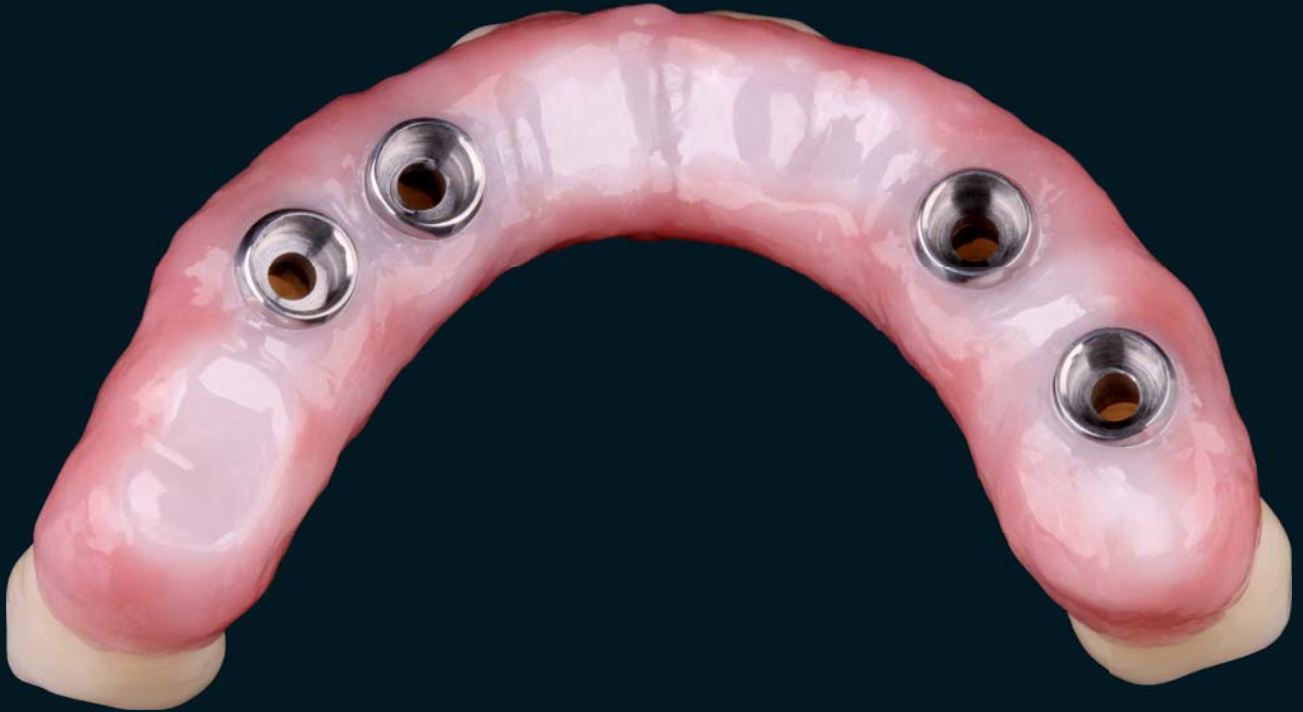
Dr. Fernando Rojas-Vizcaya, Spain

Pasquale Lombardi and Ciro Ghidelli – Nuovo Laboratorio Odontotecnico Ciro Ghidelli S.N.C., Italy

Georg Walcher – Zirkonzahn Education Center




# Zirkonzahn®



*Milled with Zirkonzahn CAD/CAM System 5-TEC*

## HUMAN ZIRCONIUM TECHNOLOGY

*ZIRKONZAHN Worldwide - Tel +39 0474 066 680 - info@zirkonzahn.com - www.zirkonzahn.com*



WEAA5441=

*All information is subject to change. Errors and omissions excepted. Version: 22.01.2013*