

# Zirkonzahn®

*Human Zirconium Technology*



**100% PRETTAU® ZIRCONIA - MADE BY CAD/CAM**

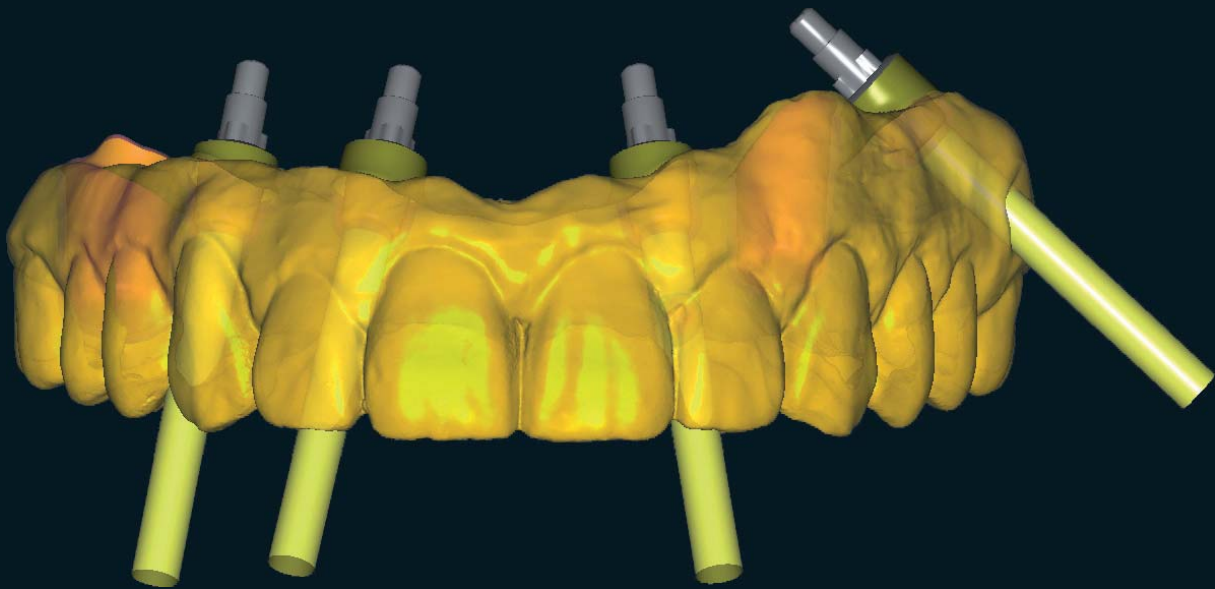
*“Perfection through perseverance“ Enrico Steger*

## *Screw-retained Prettau® bridge on 6 very divergent implants*

The Prettau® bridge was occlusally screwed on to 4 implants. Considering that 2 implants were considerably divergent, and consequently that the insertion canals of the screws would have exited from 23 and from 16 on the dorsal side, these two implants were compensated by abutments.

To begin with, we created a model with a copy of the natural teeth. The teeth were then processed via double scan and digital modelling techniques. By means of 5-axis simultaneous milling using the CAD/CAM System 5-TEC we generated the prosthesis from a 30 mm zirconia block.


In order to provide the restoration with an especially natural look, we coloured it with the new watercolour tones of the Colour Liquid series, Colour Liquid Prettau® Aquarell. After sintering, we layered the gingival and incisal areas of the front teeth with ICE Zirkon Ceramic. The ceramic was not applied to the remaining Prettau® Zirconia teeth. Finally, we coloured and glazed the whole structure. The titanium bases were then glued so as to ensure perfect passive fit.



## *The Prettau® Bridge*

Dentallabor Kretschmer GmbH – Dentist: Dr. Veit Gutzschebauch

Georg Walcher – Zirkonzahn Education Center




# Zirkonzahn®



*Milled with Zirkonzahn CAD/CAM System 5-TEC*

## HUMAN ZIRCONIUM TECHNOLOGY

*ZIRKONZAHN Worldwide - Tel +39 0474 066 680 - info@zirkonzahn.com - www.zirkonzahn.com*



WEAA5439=

*All information is subject to change. Errors and omissions excepted. Version: 29.03.2012*