




**General instructions**


**Cementation of a zirconia crown**


**Tools and materials required**

 Sand blaster (aluminium oxide: grain size 110 µm; 3,5 bar)

 Tool for the removal of excess cement

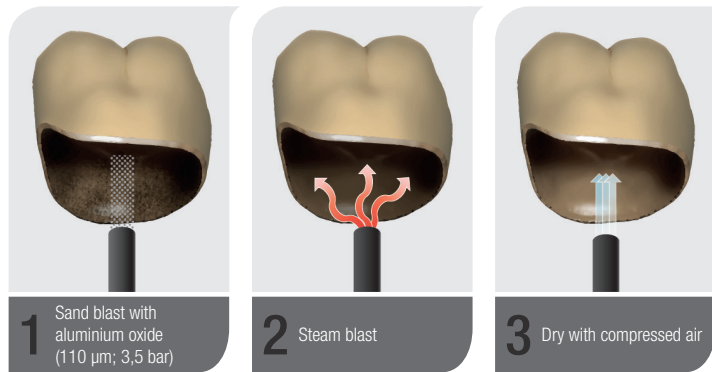
 Steam jet cleaner

 Dry and oil-free compressed air ISO/DIN 7494-2:2014-03

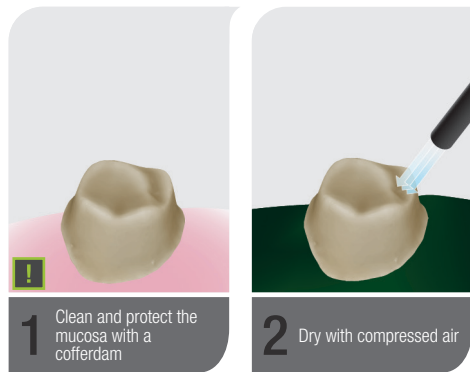
 Glas ionomer or phosphate luting cement\*


 **\* ATTENTION!** Please follow respective instructions of the product manufacturer! Differences are possible due to simplified process description.


**Preparation/cleaning of the crown**



**Pre-treatment/cleaning of the prepared teeth**



 **Recommendation for the preparation of the teeth:**  
Clean and avoid contamination with saliva.  
If necessary, protect the dental pulp with calcium hydroxide.

 **\* ATTENTION!**  
Please follow respective instructions of the product manufacturer! Differences are possible due to simplified process description.

**Cementation of a crown**

