

The background of the entire page is a close-up, high-angle photograph of a dental mill. The machine is primarily silver and black, with various cylindrical components and precision-ground parts. The lighting is dramatic, with strong highlights and deep shadows, creating a sense of industrial precision. The Zirkonzahn logo is positioned in the top left corner, and the main headline is centered in a dark grey horizontal band.

**Zirkonzahn®**

*Human Zirconium Technology*

**100% READY TO FACE THE FUTURE**

*Open and upgradable CAD/CAM systems*

## ENDLESS POSSIBILITIES



The main goal of our work is to provide quality, perfection, precision and clever solutions at the right price.

During the development of our CAD/CAM systems, we realized that this is a never-ending process. Driven by great curiosity, the need to seek new challenges and through the acquisition of new knowledge, we developed a modular system that offers a wide variety of solutions.

Where necessary, our CAD/CAM systems can be upgraded at any time, offering our clients the assurance of always having a reliable and state-of-the-art machine at their disposal.

Best regards.

A handwritten signature in white ink that reads "Enrico Steger". The signature is written in a cursive, flowing style.

# ALL OPEN CAD/CAM SYSTEMS



MILLING UNIT M5



MILLING UNIT M3




MILLING UNIT M2




SCANNER S600  
ARTI

## COMING SOON! NEW MILLING UNITS



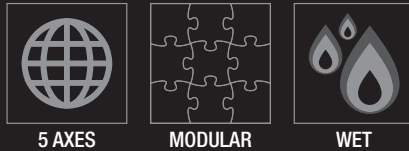
MILLING UNIT M6  
COMING SOON!



MILLING UNIT M5



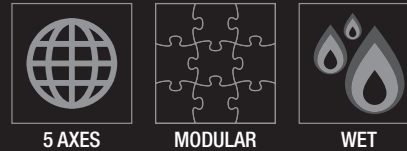
MILLING UNIT M4  
COMING SOON!



5 AXES

MODULAR

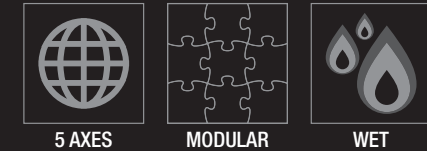
WET



5 AXES

MODULAR


WET



5 AXES

MODULAR

WET



METAL

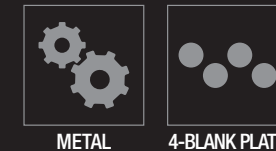
BLANK CHANGER



METAL

AIRBRUSH

LASER




METAL


4-BLANK PLATE



MULTITASKING



**MILLING UNIT M3**



**MILLING UNIT M2**




**MILLING UNIT M1 ABUTMENT  
COMING SOON!**



**MILLING UNIT M1  
COMING SOON!**




5 AXES




MODULAR



5 AXES



MODULAR



MODULAR




WET



METAL



5 AXES



MODULAR

## NEW! MILLING SPINDLE HARD AUTOMATIC M5 FOR THE 5+1 AXES MILLING UNIT M5

Milling spindle for processing of hard metals (e.g. chrome-cobalt and titanium), green zirconia, pre-sintered aluminum oxide, resin, wax, sinter metal and wood with the milling unit M5 in combination with the automatic Toolchanger Hard M5

Combinable with the Kit Wet Grinding/Wet Milling M5




# NEW! MILLING SPINDLE SOFT AUTOMATIC M5 FOR THE 5+1 AXES MILLING UNIT M5

Milling spindle for processing of green zirconia, pre-sintered aluminum oxide, resin, wax, sinter metal and wood with the milling unit M5 in combination with the automatic Toolchanger Soft M5

Combinable with the Kit Wet Grinding/Wet Milling M5



## NEW! TITAN AND CHROM-COBALT



METAL ABUTMENT

- for CAD/CAM-milled metal frameworks and abutments
- for veneering with ceramics
- processing with Milling Spindle Hard Automatic M5
- Wet processing of Titan in combination with Wet Grinding/Wet Milling M5



METAL MILLING HEAD

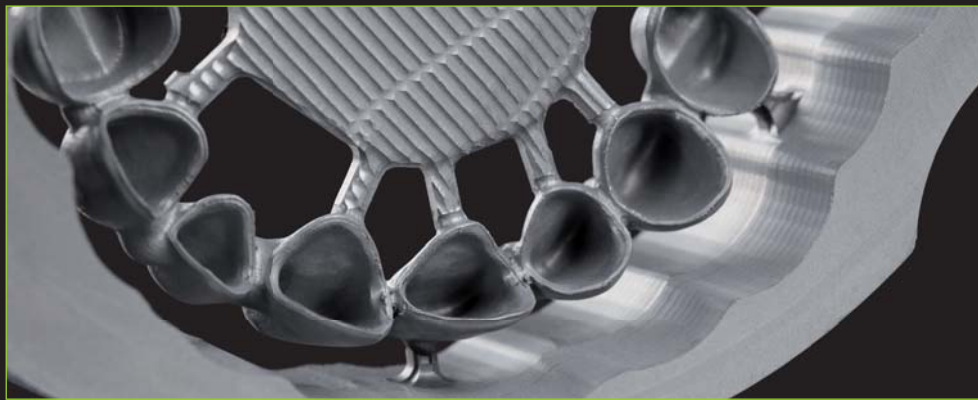




# NEW! SINTERMETALL CAD/CAM-MILLED IN ONE'S OWN LABORATORY



SINTERMETALL VENEERED  
WITH CERAMICS



METAL BRIDGE:  
SINTERMETALL

- Chrome-Cobalt alloy for metal frameworks for veneering with ceramics
- CAD/CAM system doesn't have to be upgraded for processing
- no smearing when processing
- sintering in the Zirkonofen 700 under vacuum with shielding gas and special sinter adapter



## NEW! WET PROCESSING FUNCTION FOR THE 5+1 AXES MILLING UNIT M5



FOR ALL GLASS  
CERAMICS

For wet processing of all glass ceramics (particularly suitable for crowns and small-unit bridges in the anterior tooth area as well as thin veneers, inlays, onlays and implant super structures) and other materials.

Also available as upgrade kit for easy self-upgrading!



WET GRINDING FUNCTION



MILLING UNIT M5

# COMING SOON! AIRBRUSH AND LASER WRITING FOR THE 5+1 AXES MILLING UNIT M5



AIRBRUSH



LASER WRITING



MILLING UNIT M5

## INTO THE FUTURE INDEPENDENTLY WITH THE OPEN SYSTEM



### OPEN THIRD-PARTY SCANNER

Scan files of an open third-party scanner can be processed with our mock-up software and milled with our milling units without any problem.

OPEN THIRD-PARTY SCAN



Zirkonzahn®.Modellier



### OPEN MOCK-UP SOFTWARE

With the Software-Module CAD/CAM Importation of STL-Files, open data of a different mock-up software can be imported into our nesting software and then be milled with our milling units.



THIRD-PARTY SCAN +  
OPEN MOCK-UP FILES



Zirkonzahn®.Nesting



SOFTWARE MODULE CAD/CAM  
IMPORTATION OF STL-FILES


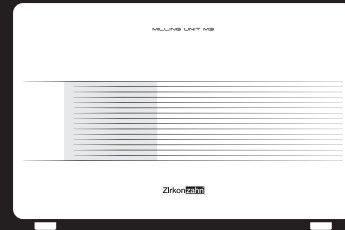



## OPEN, FULLY AUTOMATIC SCANNER S600 ARTI

The open scan files of our Scanner S600 ARTI can be milled with all our milling units. Alternatively, the scan and modeling files can also be processed with open third-party milling systems or in a milling center.




Zirkonzahn® *Modellier*




## UPGRADABLE SYSTEMS



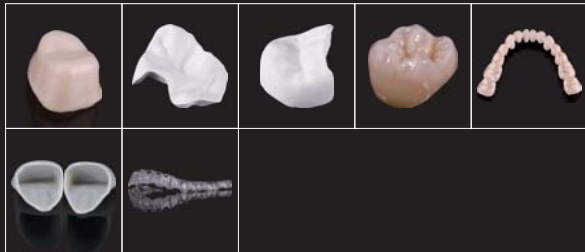
3+1 axes system



























































4+1 axes system




5+1 axes system



# RANGE OF APPLICATIONS

	Copings	Prettau® crowns	Prettau® bridges	Inlays	Onlays	Eggshell temporaries	Bite splints	Telescopic crowns	Glued-base abutments	100% zirconia abutments	Screw-retained bridges	Attachments	Bars	Bridges with undercuts and diverging abutments	Complete denture	Metal structures	Airbrush	Laser	Wet Grinding Wet Milling
 <b>M5</b> 5+1 axes simultaneous																			
 <b>M3</b> <b>M2</b> 5+1 axes																			
 <b>M3</b> <b>M2</b> 4+1 axes																			
 <b>M3</b> <b>M2</b> 3+1 axes																			

Can only be milled with 5+1 axes 

## NEW! MILLABLE MATERIALS



Prettau® Zirkon



Temp Basic



Temp Premium



Temp Premium Superflexible



Try-In



Titan



Zirconia Translucent




Temp Basic Tissue



Temp Premium Transpa



Temp Premium Antiba



Wax



Wood



Zirconia Abutment




Temp Basic X-Ray



Temp Premium Flexible




TECNO MED



Sinter metal



GLASS CERAMICS



Zirconia Creative



Temp Basic Transpa



Temp Premium Flexible Transpa



Burnout






Chrom-Cobalt





# MILLABLE MATERIALS WITH THE COMPLETE SYSTEM



## DOUBLE ALIGNMENT SYSTEM



- + *Two axes*
- + *Double slide system*
- + *No vibrations*
- + *Stability*
- + *Torsion resistance*
- + *Beltless*

# AUTOMATIC TOOL CHANGER




**16x**

Tool changer on Milling Unit M5 - UPGRADABLE



**5x**

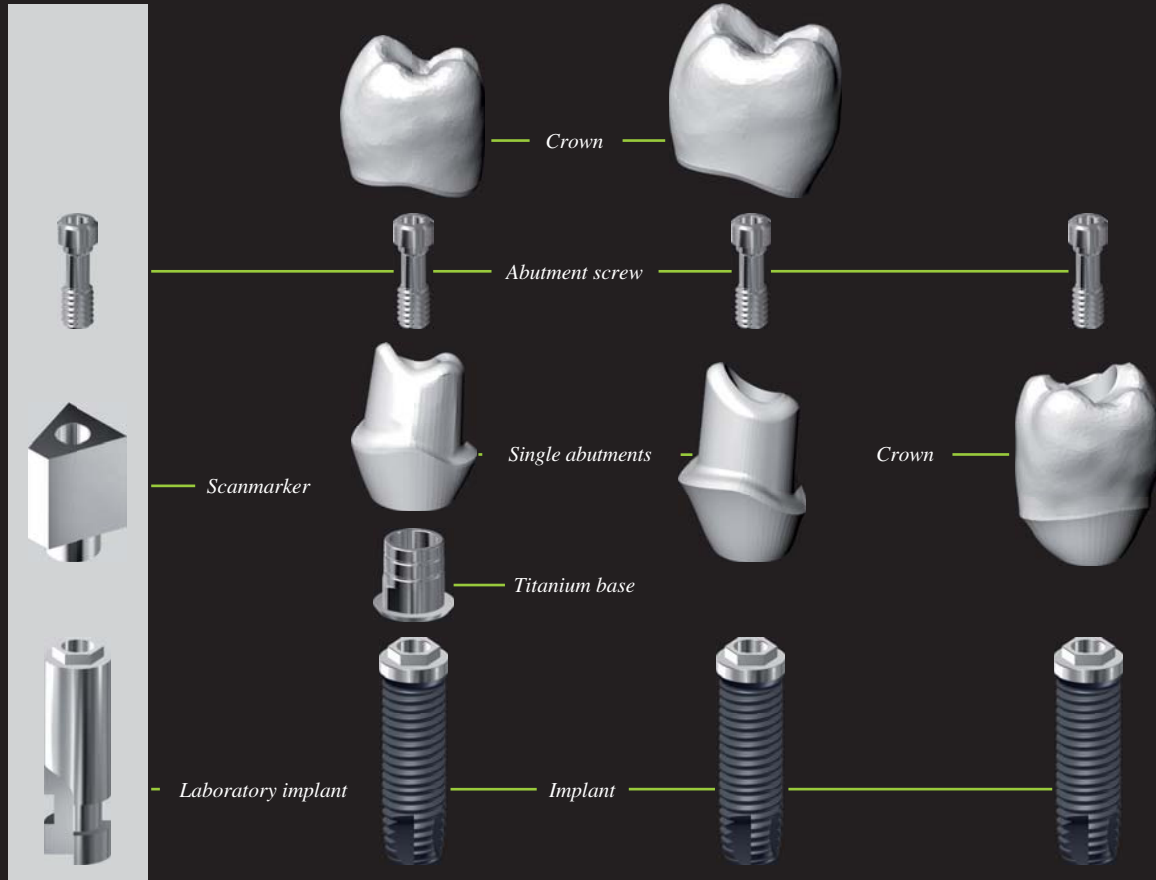
Tool changer on Milling Unit M3



**6x**

Tool changer on Milling Unit M2

## INDIVIDUAL ZIRCONIA ABUTMENTS – ADVANTAGES



### IMPLEMENTATION OF THE MOST DIVERSE IMPLANT SYSTEMS

All of the components required for the scanning, construction and milling of the restorations are made by us. We are the sole owners of the patent rights regarding the process and therefore have the ideal knowledge of the materials we use, of their characteristics and of their performance. This is why we can guarantee not only constantly high quality, but also the development of new technologies. We can respond flexibly to the changes in requirements and to new market developments.

Currently there are over 100 different implant systems on the market and we continue to upgrade our software and update our systems.

**BY USING OUR SCANMARKER, WE CAN CONSTRUCT ZIRCONIA STRUCTURES OF VARIOUS KINDS**

# USE OF TITANIUM BASES

## CONICAL CEMENTED TITANIUM BASE

These titanium bases without anti-rotational device are ideal for the creation of bridges consisting of various elements. The external, conical-shaped surface considerably facilitates restoration insertion into the mouth. It also has an external groove that increases the contact surface and ensures excellent cement grip.



For bridges




Without anti-rotational device for the zirconia abutment



Conical shape with groove on external surface

## PARALELL CEMENTED TITANIUM BASE

According to the implant system, these titanium bases are equipped with the appropriate kind of anti-rotational device. They are especially suited for the making of single crowns that incorporate the antirotational device on the abutment's external surface to make sure that the implant no longer rotates once it has been cemented into place.



For single crowns



With anti-rotational device for the zirconia abutment



Paralell external surface

## SCANNER S600 ARTI – ALSO AVAILABLE SEPARATELY

Scan even faster with two high-resolution cameras!


In combination with the mock-up software the ideal introduction to the digital world of dental prostheses, also without a milling unit.

### ADVANTAGES OF OUR SCANNER

- Twin camera scanning
- Precision mechanism
- Beltless
- Scanner cameras and support are adaptable to all articulator types



Twin camera scanning




Beltless precision mechanism



for all articulator types

# SERVICE SPECTRUM SCANNER S600 ARTI

- Fully automated optical strip-light scanner
- Scanner accuracy:  $\leq 10 \mu\text{m}$
- Easy model positioning thanks to laser pointer
- Model can be rotated 360° and tilted 100°: All objects are detected
- Articulator scan
- The extra-large measuring field allows for complete crown scanning, without virtually connecting both jaws
- Model scan (Double Scan)
- High precision axes control




## COMING SOON! MOCK-UP SUPPORT UNIVERSAL MODEL-EASY-FIX

- For quick and simple capturing of non-articulated models in the Scanner S600 ARTI
- Intelligently refined capturing concept with a magnetic backing plate and flexible support pins for central positioning of all models in the Scanner S600 ARTI
- Firmly attached mock-up support basis with easily removable magnetic model backing plate
- The additional clamping device allows fixing of non-articulated models and occlusal antagonists





# SCANNER S600 ARTI



Articulator SAM®

Articulator ARTEX®

Articulator Asa Dental

Articulator HANAU®



Articulator ARTEX® BN



Articulator ARTEX® CN

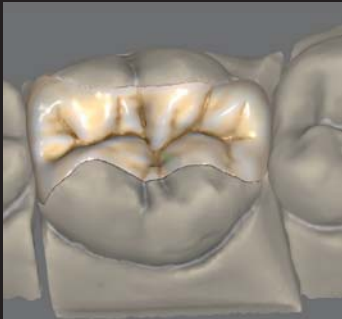


Articulator PANADENT®



## SOFTWARE-MODULES CAD/CAM

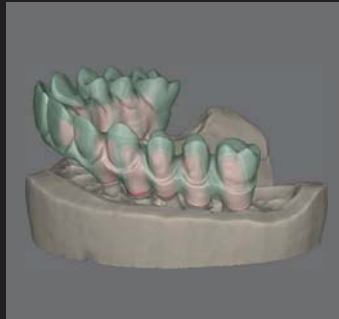
BASIC



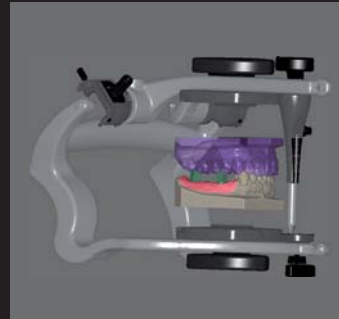
Inlays/Onlays/Veneers



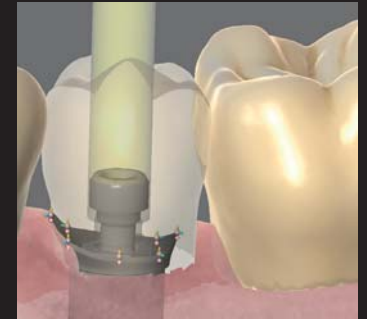
Prettau® (fully anatomic)



Wax-up/Situ/mirror imaging



Virtual articulator

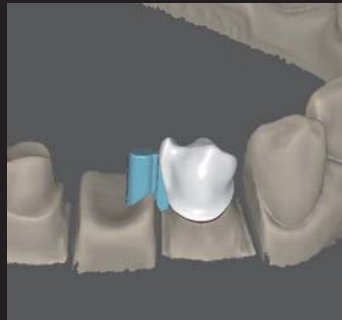


Reality mode

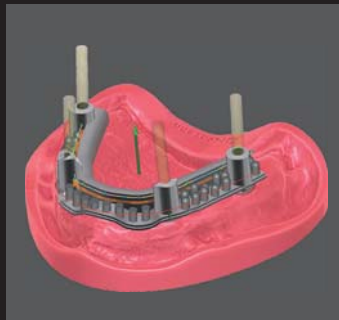
ADVANCED



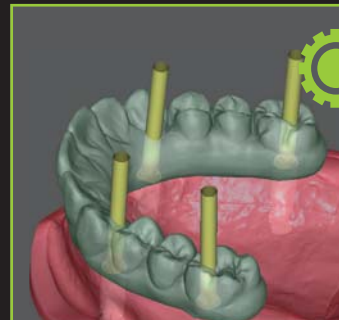
Telescopic Crowns



Attachment



Bars




Occlusally Screwed Bridges



Abutments

MASTER



Overpress crowns and overpress bridges



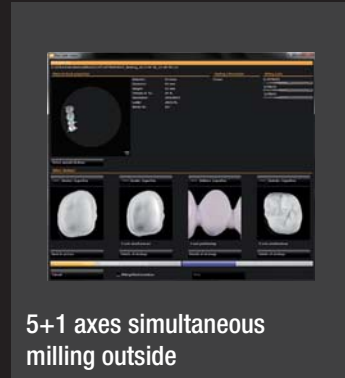
Importation of STL-Files



Jewellery

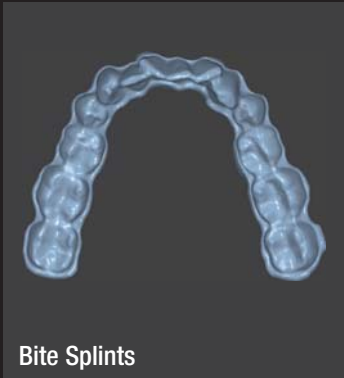


COMING SOON! Dicom Viewer

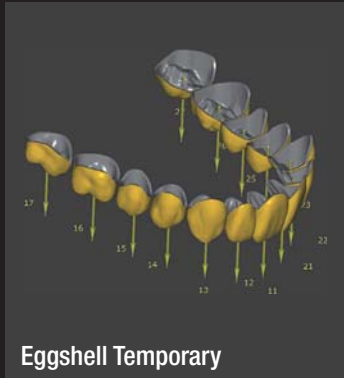


5+1 axes simultaneous milling outside


MASTER





Bite Splints





Eggshell Temporary



 Only works in combination

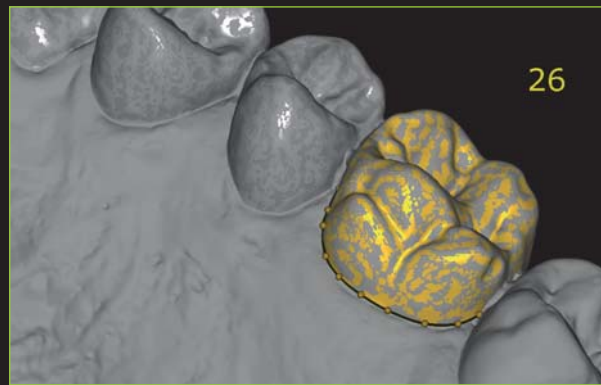
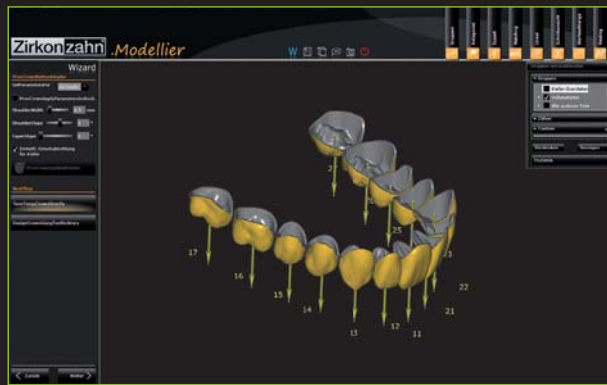
 Recommended as unities

 Recommended as unities

 Additional modules

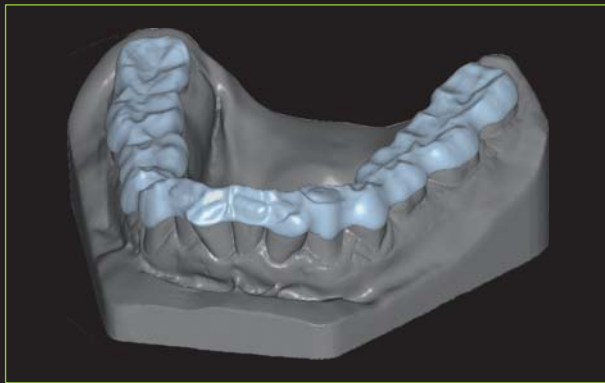
## NEW! SOFTWARE-MODULE CAD/CAM EGGSHELL TEMPORARIES

- module for the manufacture of individual eggshell temporaries
- aesthetically pleasing and individually designed immediate restoration
- adjustable parameters: preparation depth, preparation type and wall thickness
- can be designed extremely thin (0.3 mm) and is easily adaptable
- allows import of intraoral scan data



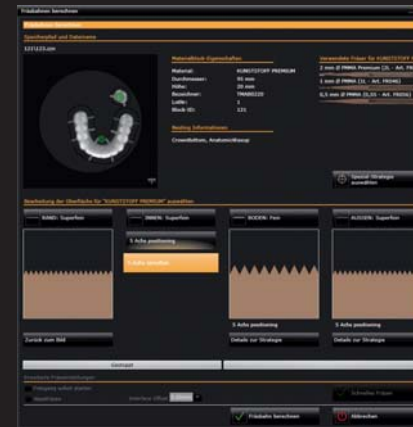
# NEW! SOFTWARE-MODULE CAD/CAM BITE SPLINTS

- module for the manufacture of bite splints
- precise modeling of the necessary contact points in conjunction with the virtual articulator
- individual shaping
- adjustable parameters: occlusal strength, wall thickness, smoothness (blocking-out)
- millable in different resin materials



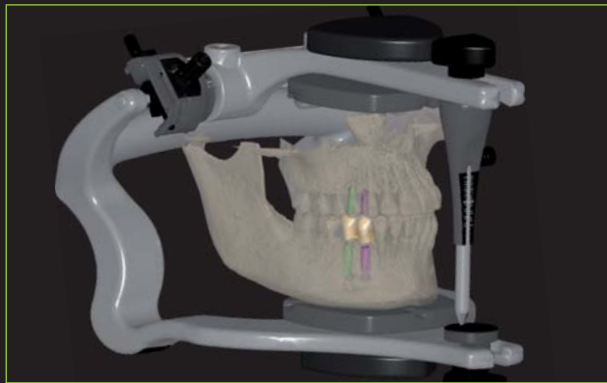
## NEW! SOFTWARE-MODULE CAD/CAM 5+1 AXES SIMULTANEOUS MILLING OUTSIDE

- module for simultaneous milling of the structure's outside
- detailed and fast processing of undercuts
- parallel moving of all 5 axes and faster calculation of the tool path



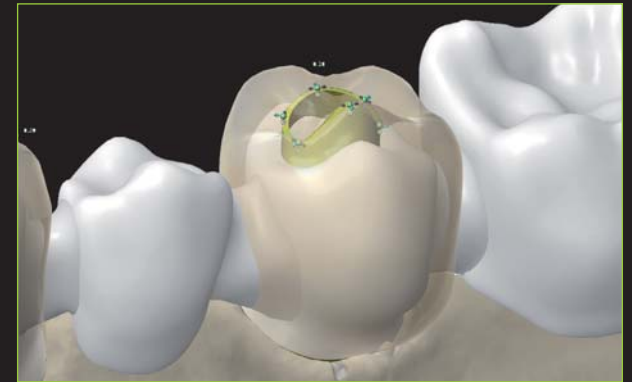
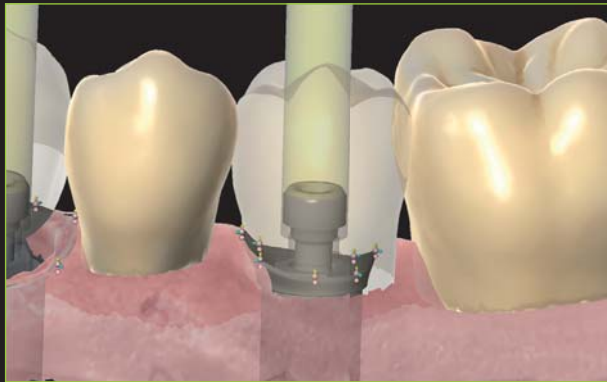
# NEW! SOFTWARE-MODULE CAD/CAM DICOM VIEWER

- module for visualizing DICOM data and for saving various layers as STL files to use them in the software, e.g. drilling templates
- suitable for full integration of three-dimensional images of the jaw into the software and jaw-related manufacturing of the models



## SOFTWARE-MODULE CAD/CAM REALITY MODE

- module for realistic 3D representations of teeth, tooth colors, gingiva and the model
- very detailed representations for much greater planning reliability
- a better way to present the final work to the patient and the dentist





# SOFTWARE-MODULE CAD/CAM JEWELLERY

- module for the manufacture of geometric shapes as a basis for rings, pendants and other fancy creations
- contains special milling strategies and basic shapes
- an external software is required for creating your own forms\*
- **ATTENTION** – only works in combination with the Software-Module CAD/CAM Importation of STL-Files

\*e.g. Google Sketchup



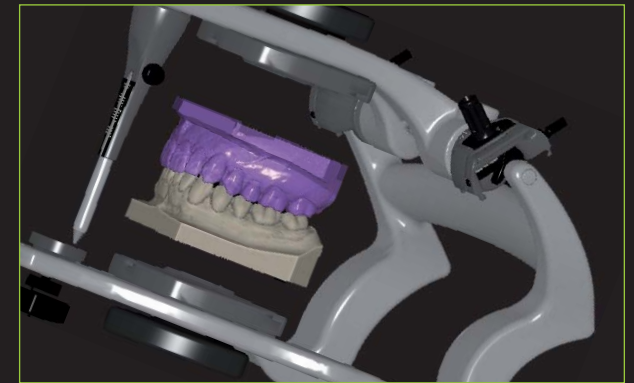
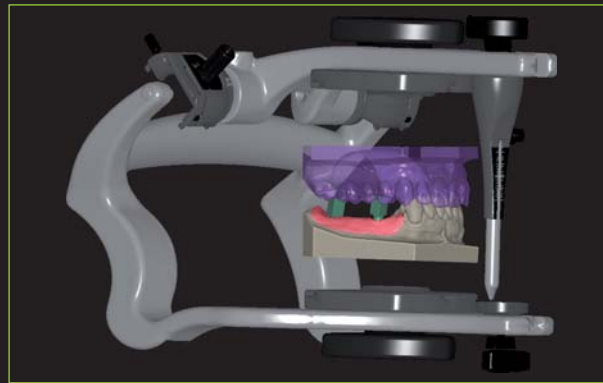
## SOFTWARE-MODULE CAD/CAM IMPORTATION OF STL-FILES

- module for nesting and milling of finalized tooth restoration files of other milling systems in the open STL format



# SOFTWARE-MODULE CAD/CAM VIRTUAL ARTICULATOR

- module for movement simulation of the mandibular joint in the articulator
- the dental technician can measure and scan his own articulator in the scanner and then deposit its data in the software library
- all movements are recreated virtually
- dynamic adaption of constructed contact points to the antagonist taking into account the masticatory movements
- if a split-cast system is used, the jaws are articulated automatically



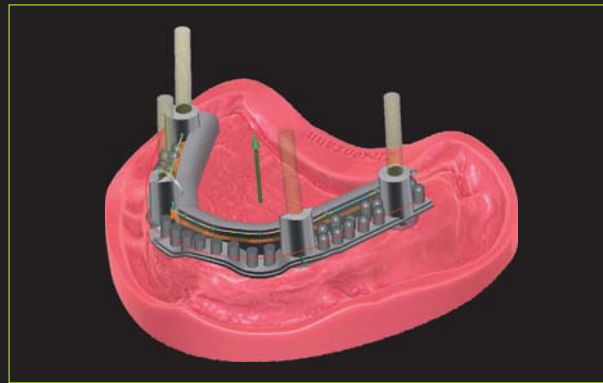

## SOFTWARE-MODULE CAD/CAM ABUTMENTS

- module for the manufacture of individualized abutments and their emergence profiles
- creates abutments taking into account the secondary construction. After the completion, they can both be milled at the same time
- adjustable parameters: distance to secondary construction, shrinkage, etc.
- semi-transparent hiding of the outer tooth form, which makes the creation of abutments much easier
- supports a large variety of implant systems (already included in the software) that can be constructed either as directly screwed or as bonded titanium base
- **ATTENTION** – only works in combination with the Software-Module CAD/CAM Occlusally Screwed Bridges



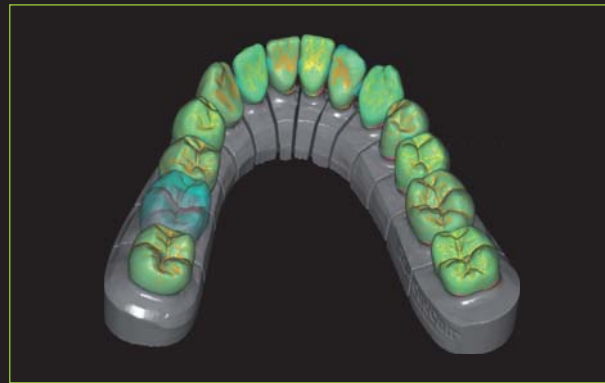
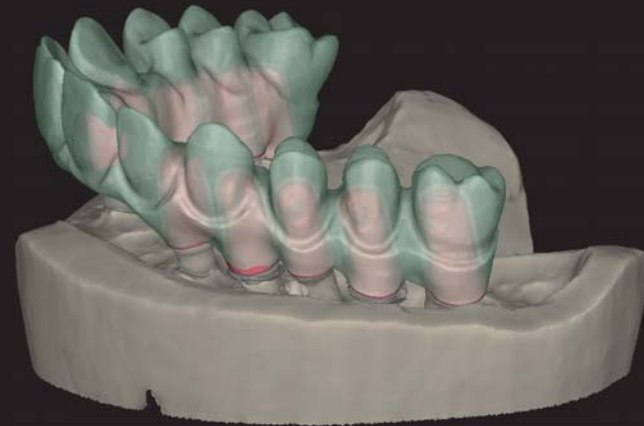
# SOFTWARE-MODULE CAD/CAM BARS

- module for the individual manufacture of primary and hybrid bars (also implant-supported)
- freely customizable emergence profile
- semi-transparent hiding of the outer tooth form or separate situation scans, this greatly facilitates the manufacture of bars
- different types of bars can easily be modified
- adjustable parameters: heights, thickness, lingual and buccal angle, minimum size and thickness as well as many other individualisation options
- both attachments and retentions as well as anchorages can be fixed



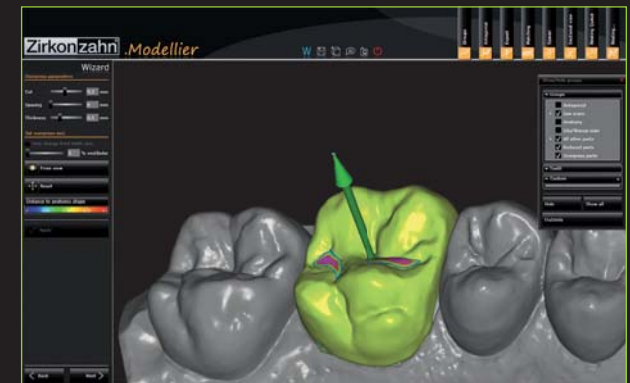
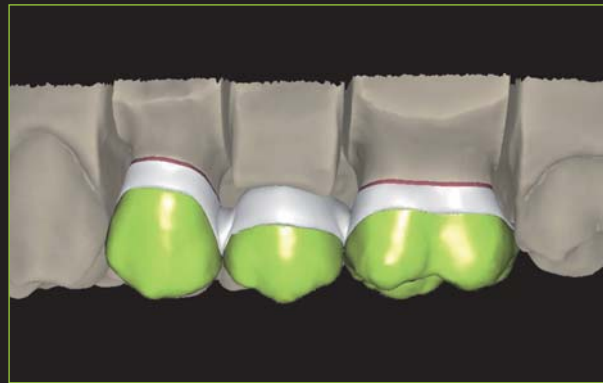
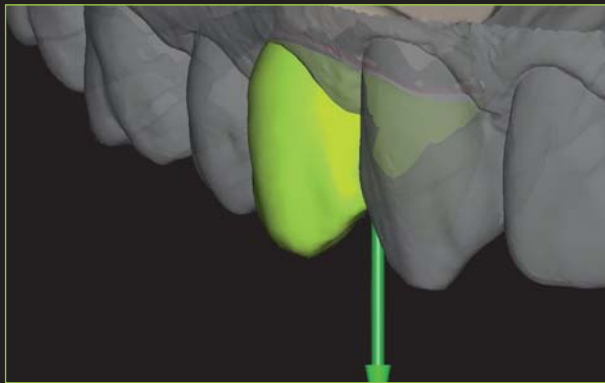
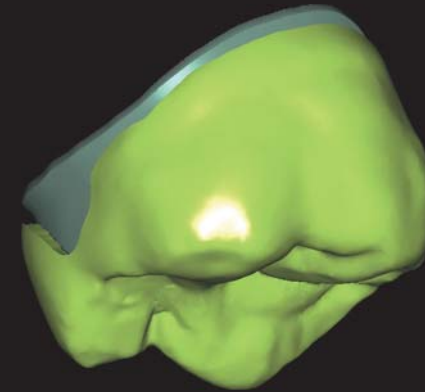
## SOFTWARE-MODULE CAD/CAM WAX-UP/SITU/MIRROR IMAGING

- module for virtual copying of scanned wax or resin modelations (double scan)
- the existing situation can be directly taken from a situation model. This way, aesthetically pleasing models can be used as anatomical template
- time-saving and perfect copying of the opposing teeth is made possible through mirroring of the master model



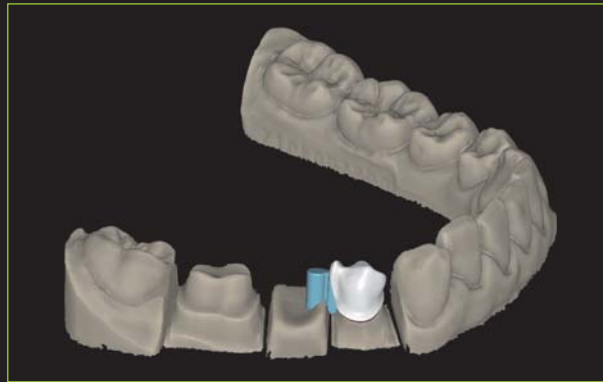
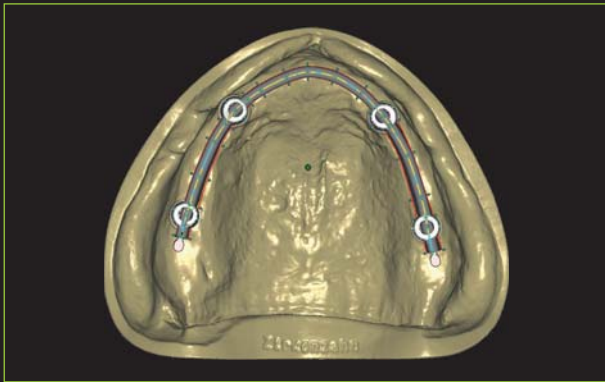
# SOFTWARE-MODULE CAD/CAM OVERPRESS CROWNS AND OVERPRESS BRIDGES

- module for the manufacture of virtual overpress crowns and overpress bridges
- adjustable parameters: shrinking, minimum thickness, shrinking on lingual side, thickness of the overpress crown/overpress bridge
- parallel construction of primary frameworks



## SOFTWARE-MODULE CAD/CAM ATTACHMENTS

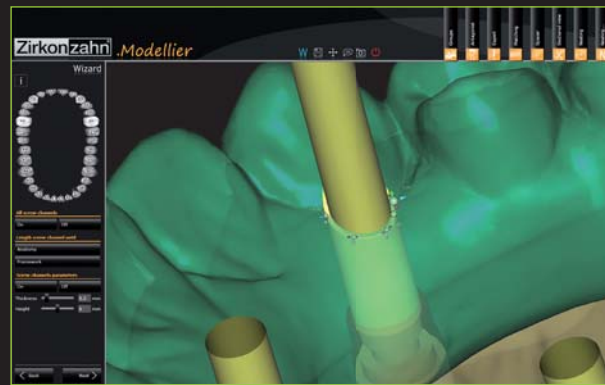
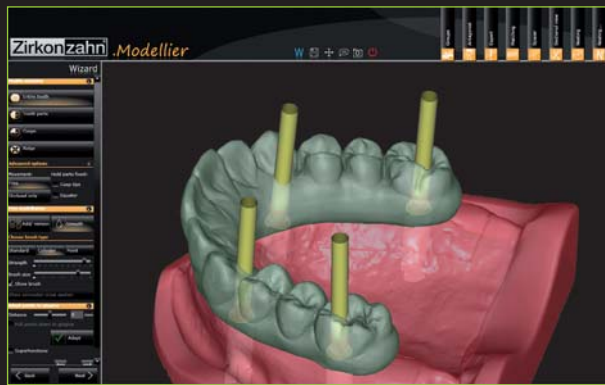
- module for the manufacture of attachments
- adjustable parameters: attachment height, thickness, lingual and buccal angle, minimum height and thickness
- many different shapes that can individually be adapted to the gingiva are included in the software library







# SOFTWARE-MODULE CAD/CAM OCCLUSALLY SCREWED BRIDGES

- module for the creation of occlusally screwed bridges and bars with individual profiles
- free shaping of the emergence profile, taking into account the anatomic tooth shape and gingiva
- the software calculates the alignment of the already included implants with the help of the scanmarker and uses it for the exact alignment of the screw channels
- **ATTENTION** – the Software-Modules CAD/CAM Abutments and Occlusally Screwed Bridges only work if combined



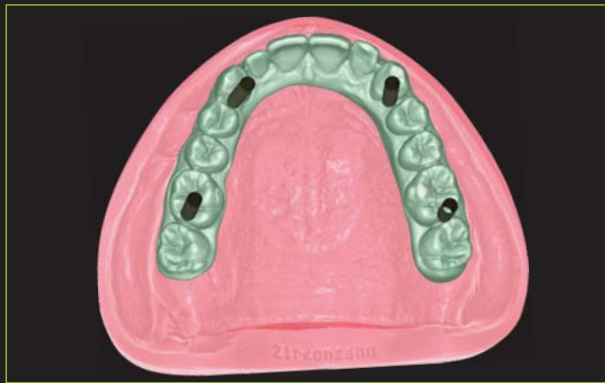
## SOFTWARE-MODULE CAD/CAM TELESCOPIC CROWNS

- module for the individual creation of one or more telescopic or conical crowns
- individual adjustment of the friction surface's angle is possible
- ring telescopes can be constructed with occlusal surface
- it is also possible to shape the telescopic or conical crowns only partially
- telescopic/conical crowns can be shaped on implants
- fully anatomical crowns and telescope combinations are also possible



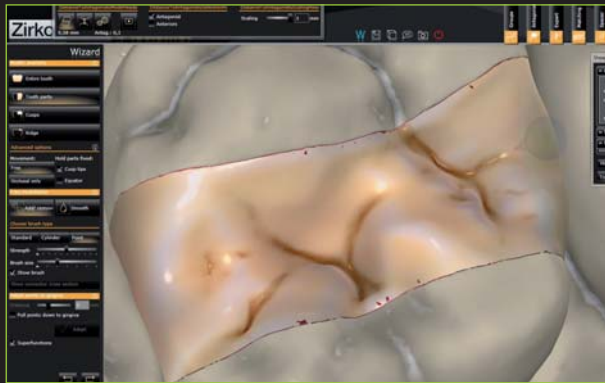
# SOFTWARE-MODULE CAD/CAM PRETTAU® (FULLY ANATOMICAL)

- module for the manufacture of fully anatomical works
- enables the exact reduction of the fully anatomical modelations as the basis for a evenly strong ceramic layering – this way, the danger of ceramic chipping can be minimized
- greater freedom of design in case of restricted spaces
- in combination with the specially developed coloring technique for full zirconia bridges without ceramics, a Prettau® bridge can be manufactured



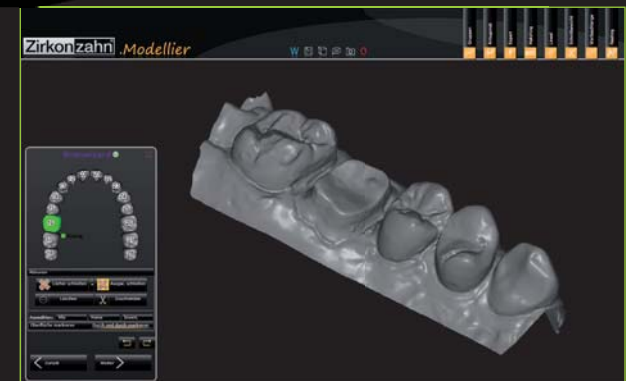
## SOFTWARE-MODULE CAD/CAM INLAYS/ONLAYS/VENEERS

- module for the modelation of inlays, onlays and veneers
- for the manufacture of facings, inlay or Maryland bridges
- adjustable parameters: cement space, inlay border width, miller diameter, distance to adjacent teeth, minimum thickness, etc.
- fully anatomical or reduced design also possible for veneering with ceramics



# NEW! INTRAORAL SCANNER DETECTION EYE

- Simple, intuitive handling
- Required software is included in the scope of delivery
- Fits extremely well into the Zirkonzahn workflow
- Equipped with sensor technology and anti-fogging system
- 14 scans per second, the entire jaw is scanned within less than two minutes
- Particularly suitable for inlays, onlays, veneers, opposing jaws, bite registers, small-unit bridges and situation models
- Open interfaces/export in STL format
- USB connection




## MUCH IS POSSIBLE



**= YOUR PERSONALIZED CAD/CAM SYSTEM**


Upgradable and retrofittable at any time with a wide range of customizable possibilities

# OPEN AND UPGRADABLE CAD/CAM SYSTEMS




## MILLING UNIT M5

- + 5+1 axes simultaneous milling
- + 2, 3, 4 or 5 milling heads
- + Multitasking
- + Milling Spindle Soft Automatic M5 with automatic tool changer
- + Milling Spindle Hard Automatic M5 with automatic tool changer
- + Wet processing function  
Wet Grinding/Wet Milling M5
- + Speed Upgrade M5
- + Airbrush and laser writing
- + equipped with blocking air
- + black, white, transparent, mirrored, red and orange
- + 123.2 x 69 x 53 cm, approx. 210 kg



## MILLING UNIT M3

- + 3+1, 4+1 or 5+1 axes
- + mono milling handpiece
- + automatic tool changer M3
- + additional sliding door as protection from dust
- + equipped with blocking air
- + black, white, transparent, mirrored, red and orange
- + 102 x 69 x 52.9 cm, approx. 162 kg



## MILLING UNIT M2

- + 3+1, 4+1 or 5+1 axes
- + mono milling handpiece
- + automatic tool changer M2
- + particularly space-saving
- + equipped with blocking air
- + black, white, transparent, mirrored, red and orange
- + 77 x 69 x 57 cm, approx. 150 kg




## SCANNER S600 ARTI


- + fully automated optical strip-light scanner
- + twin camera scanning
- + High-speed cameras
- + extra-large measuring field
- + different mock-up support plates
- + scan of all types of articulators
- + black, white, mirrored, red and orange
- + 47.7 x 69.3 x 53 cm, approx. 68 kg




## TECHNICAL SPECIFICATIONS



**MILLING UNIT M5**



**MILLING UNIT M3 UPGRADE**



**MILLING UNIT M2 UPGRADE**



**SCANNER S600 ARTI**

Weight	210 kg	approx. 162 kg	approx. 150 kg	68 kg
Width	123.2 cm	102 cm	77 cm	47.7 cm
Overall height	69 cm	69 cm	69 cm	69.3 cm
Depth	53 cm (Plus connection for suction unit)	52.9 cm (Plus connection for suction unit)	57 cm (Plus connection for suction unit)	53 cm
Glass lining	Hardened Sicurit glass UNI ISO 12150	Hardened Sicurit glass UNI ISO 12150	Hardened Sicurit glass UNI ISO 12150	Hardened Sicurit glass UNI ISO 12150
Processing axes	5+1	3+1 / 4+1 / 5+1	3+1 / 4+1 / 5+1	2
Power capacity	600 W	600 W	600 W	200 W
Operating voltage	230 V (115 V)	230 V (115 V)	230 V (115 V)	230 V (115 V)
Power input	2.6 A (5.5 A)	2.6 A (5.5 A)	2.6 A (5.5 A)	0.9 A (1.9 A)
Chuck	Ø 3 mm	Ø 3 mm	Ø 3 mm	
Spindle speed	Standard version: max. 45,000 R.p.m.	Standard version: max. 45,000 R.p.m.	Standard version: max. 45,000 R.p.m.	
Spindle motor	100 W	100 W	100 W	
Block diameter	Ø 95 mm	Ø 95 mm	Ø 95 mm	



# CAD/CAM SYSTEM 5-TEC

## COMPLETE CAD/CAM SYSTEM 5-TEC

- Computer-driven 5+1 axes simultaneous milling unit M5 with 2 milling handpieces and milling bur calibration
  - Fully automated optical Scanner S600 ARTI
  - Software package, consisting of:  
scanning software, modeling software, milling software, archive software, nesting software, CAM software and interactive help software
  - Personal computer with screen
- 



## MILLING UNIT M5

Milling Unit M5 with 5+1 axes and 2 milling handpieces

---

PC and screen

---

CAM software

---

Basic modeling software “Zirkonzahn.Modellier”

---

Speed-Upgrade available

---



# MILLING UNIT M3

Milling Unit M3 with **3+1 AXES** (without tool changer)

---

Milling Unit M3 with **4+1 AXES** (without tool changer)

---

Milling Unit M3 with **5+1 AXES** (without tool changer)

---

Tool changer for Milling Unit M3

---

PC and screen

---

CAM software

---

Basic modeling software “Zirkonzahn.Modellier”

---



## MILLING UNIT M2

Milling Unit M2 with **3+1 AXES** (without tool changer)

---

Milling Unit M2 with **4+1 AXES** (without tool changer)

---

Milling Unit M2 with **5+1 AXES** (without tool changer)

---

Tool changer for Milling Unit M2

---

PC and screen

---

CAM software

---

Basic modeling software “Zirkonzahn.Modellier”

---



# SCANNER S600 ARTI

Optical strip-light scanner S600 ARTI with scanning software

---

PC and screen

---

Basic modeling software “Zirkonzahn.Modellier”

---



## ZIRKONZAHN EDUCATION - CAD/CAM COURSES

### CAD/CAM MILLING INTRO

*Open day about the Zirkonzahn CAD/CAM system.*

Experience our CAD/CAM system up close and visit the home of Zirkonzahn.

### CAD/CAM MILLING A

*The beginner training for NEW Zirkonzahn CAD/CAM system users.*

At this training, you get to know the basics of the system and the software package and get a solid basis for the handling of the CAD/CAM system.

### CAD/CAM MILLING B+

*The specialization course – software modules and innovations.*

For trained Zirkonzahn CAD/CAM system users (at least six months of experience)

### CAD/CAM MILLING INSTALL

*Initial installation and beginners help. At your side from the beginning.*

A CAD/CAM professional installs your new system on site, introduces you to the basics of the software package using basic work to give you a better understanding of the system.



# SUPPORT-TEAM WORLDWIDE



**Wilfried Tratter (MDT)**  
Dental technical & CAD/CAM  
German, Italian, English



**Jürgen Feierabend (DT)**  
Dental technical & CAD/CAM  
German, English



**Patrizio Corso (DT)**  
Dental technical & CAD/CAM  
German, English, Italian



**Georg Walcher (MDT)**  
Dental technical  
German, Italian



**Mauricio Cuéllar de la Torre (DT)**  
Dental technical & CAD/CAM  
German, Spanish, Italian, English



**Manfred Pörnbacher (DT)**  
Dental technical & CAD/CAM  
German, English, Italian



**Clemens Schwerin (DT)**  
Dental technical & CAD/CAM  
German, English



**Brigitte Karbon (DT)**  
Dental technical  
German, Italian, English



**Julian Steger (DT)**  
Dental technical & CAD/CAM  
German, Italian, English, Spanish



**Michael Fischer**  
Manual systems & materials  
German, Italian, English, Spanish



**Daniel Kühbacher**  
CAD/CAM  
German, Italian, English



**Manuel Brunner**  
CAD/CAM  
German, Italian, English



**Patrick Kamenschek**  
CAD/CAM  
German, Italian, English, Spanish, French



**Matthias Voppichler**  
CAD/CAM  
German, Italian, English



**Alpha Sall**  
CAD/CAM  
Spanish, French, English



**Thean Oberhollenzer**  
CAD/CAM  
German, Italian, English



**Stefan Platter**  
CAD/CAM  
German, Italian, English



**Manuel Mairunteregger**  
CAD/CAM  
German, Italian, English



**Markus Rindler**  
CAD/CAM  
German, Italian



**Marcus Braun**  
CAD/CAM  
German, English



**Andreas Schulte (MDT)**  
Dental technical, CAD/CAM & Field service  
German, English



**Markus Michels (DT)**  
Dental technical, CAD/CAM & Field service  
German, English



**Angelo Tocchetti (MDT)**  
Dental technical & CAD/CAM  
Italian, English



**Adrian Costabile (DT)**  
Dental technical & CAD/CAM  
Italian, English, Spanish



**Jennifer Poma (DT)**  
Dental technical & CAD/CAM  
Italian, English



**Alessandro Cucchiaro (MDT)**  
Dental technical & CAD/CAM (USA)  
Italian, English



**Lien Huynh (DT)**  
Dental technical & CAD/CAM (USA)  
English, Vietnamese



**Admir Hujdur**  
CAD/CAM (USA)  
English, Bosnian, Serbo-Croat



**José Luis Ayuso (MDT)**  
Dental technical (Spain)  
Spanish



**Sonia Serrano (DT)**  
Dental technical & CAD/CAM (Spain)  
Spanish, English



**Alan Quiñones Ortiz (DT)**  
Dental technical & CAD/CAM (Mexico)  
Spanish, English



**Humberto Muñoz Luna (DT)**  
Dental technical & CAD/CAM (Mexico)  
Spanish, English



**Malak Jerbaka**  
Dental technical & CAD/CAM (Syria)  
Arabian, English



**Frédéric Hauraix**  
CAD/CAM (France)  
French, English



**Dmītrii Filinov (DT)**  
Dental technical & CAD/CAM (Russia)  
Russian, English



**Robert Van Rooyen (DT)**  
Dental technical & CAD/CAM (South Africa)  
English



**Wojciech Strabel (DT)**  
Dental technical & CAD/CAM (Poland)  
Polish, English



**Nadalin Wagner**  
CAD/CAM (Brazil)  
Portuguese, English, Spanish

**Support also on Saturdays!**

Support by phone: +39 0474 066 630

Mail: support@zirkonzahn.com

# Zirkonzahn®

„We always give  
our very best!“

*Andreas Steyer*



*Zirkonzahn Worldwide - An der Ahr 7 - 39030 Gais/Südtirol*

*T +39 0474 066 680 - F +39 0474 066 661 - [www.zirkonzahn.com](http://www.zirkonzahn.com) - [info@zirkonzahn.com](mailto:info@zirkonzahn.com)*



WEAA2222=

*All information is subject to change. Errors and omissions excepted. Please note that the photographs used may differ from the original.*

*Version: 07.03.2013*

ENGLISH